




	Cum.		Annabella #1	Aurora #2	Central #4	Elsinore #5	Glenwood #6	Joseph #7	Koosharem #17	Monroe #8	Monroe #9	Redmond #10	Richfield #11	Richfield #12
Sevier County														
Precincts Counted	23													
Registered Voters	12336		553	752	397	660	413	378	217	892	863	535	565	435
Ballots Cast	4256	34.50%	190 34.36%	260 34.57%	178 44.84%	209 31.67%	214 51.82%	109 28.84%	66 30.41%	341 38.23%	285 33.02%	124 23.18%	184 32.57%	178 40.92%
Federal Offices - Republican Primary														
U.S. Senator														
Bridgewater, Tim	1858	45.79%	90 49.18%	115 45.45%	91 52.00%	58 32.04%	90 44.12%	42 42.00%	28 46.67%	137 43.22%	132 50.38%	57 47.11%	92 51.69%	99 55.93%
Lee, Mike	2200	54.21%	93 50.82%	138 54.55%	84 48.00%	123 67.96%	114 55.88%	58 58.00%	32 53.33%	180 56.78%	130 49.62%	64 52.89%	86 48.31%	78 44.07%
County Offices - Republican Primary														
County Commissioner A														
Mason, Gary	2869	70.01%	134 70.53%	205 79.77%	127 72.99%	116 62.37%	130 62.20%	78 80.41%	50 79.37%	198 62.26%	176 67.43%	105 86.78%	114 64.41%	118 67.43%
Straw, Sara	1229	29.99%	56 29.47%	52 20.23%	47 27.01%	70 37.63%	79 37.80%	19 19.59%	13 20.63%	120 37.74%	85 32.57%	16 13.22%	63 35.59%	57 32.57%
County Commissioner B														
Ogden, Garth Tooter	2372	57.52%	105 56.15%	114 44.53%	115 64.61%	145 77.13%	124 58.22%	68 68.00%	29 46.77%	191 59.50%	132 49.62%	68 58.12%	126 70.00%	101 57.06%
Poulson, Kimball	1752	42.48%	82 43.85%	142 55.47%	63 35.39%	43 22.87%	89 41.78%	32 32.00%	33 53.23%	130 40.50%	134 50.38%	49 41.88%	54 30.00%	76 42.94%
County Sheriff														
Curtis, Nathan	2885	69.04%	137 72.49%	176 69.02%	99 55.93%	142 74.35%	62 28.97%	83 79.81%	54 81.82%	243 74.77%	189 70.79%	101 81.45%	127 70.56%	112 63.28%
Rippstein, G. Kirt	1294	30.96%	52 27.51%	79 30.98%	78 44.07%	49 25.65%	152 71.03%	21 20.19%	12 18.18%	82 25.23%	78 29.21%	23 18.55%	53 29.44%	65 36.72%
NON-PARTISAN														
Local School District														
Sevier County School District 1														
Precincts Counted	4													
Registered Voters	2793					660		378		892	863			
Ballots Cast	944	33.80%				209 31.67%		109 28.84%		341 38.23%	285 33.02%			
Johnson, John	157	17.01%				40 19.90%		30 28.04%		63 18.69%	24 8.63%			
Mathie, Michael	288	31.20%				70 34.83%		26 24.30%		97 28.78%	95 34.17%			
Orr, Richard	478	51.79%				91 45.27%		51 47.66%		177 52.52%	159 57.19%			

	Richfield #13		Richfield #20		Richfield #21		Richfield #22		Richfield #23		Richfield #24		Salina #14		Salina #15		Salina #25		Sigurd #16		Venice #18	
Sevier County																						
Precincts Counted																						
Registered Voters	632		303		345		551		611		1192		430		681		360		322		249	
Ballots Cast	192	30.38%	99	32.67%	143	41.45%	237	43.01%	251	41.08%	392	32.89%	121	28.14%	116	17.03%	95	26.39%	129	40.06%	143	57.43%
Federal Offices - Republican Primary																						
U.S. Senator																						
Bridgewater, Tim	90	48.65%	42	46.15%	64	46.72%	111	47.84%	98	41.00%	191	50.40%	52	44.83%	40	36.04%	40	43.48%	41	33.06%	58	41.13%
Lee, Mike	95	51.35%	49	53.85%	73	53.28%	121	52.16%	141	59.00%	188	49.60%	64	55.17%	71	63.96%	52	56.52%	83	66.94%	83	58.87%
County Offices - Republican Primary																						
County Commissioner A																						
Mason, Gary	132	71.35%	55	60.44%	93	65.96%	179	76.17%	163	66.53%	261	68.87%	106	88.33%	96	83.48%	82	87.23%	73	58.87%	78	55.32%
Straw, Sara	53	28.65%	36	39.56%	48	34.04%	56	23.83%	82	33.47%	118	31.13%	14	11.67%	19	16.52%	12	12.77%	51	41.13%	63	44.68%
County Commissioner B																						
Ogden, Garth Tooter	105	55.56%	66	68.04%	86	60.56%	107	45.53%	160	65.04%	196	51.04%	40	33.61%	60	52.63%	53	58.24%	74	61.16%	107	75.89%
Poulson, Kimball	84	44.44%	31	31.96%	56	39.44%	128	54.47%	86	34.96%	188	48.96%	79	66.39%	54	47.37%	38	41.76%	47	38.84%	34	24.11%
County Sheriff																						
Curtis, Nathan	150	78.95%	66	66.67%	96	67.13%	165	69.62%	209	83.94%	272	69.39%	89	73.55%	72	62.61%	58	61.05%	96	75.59%	87	61.27%
Rippstein, G. Kirt	40	21.05%	33	33.33%	47	32.87%	72	30.38%	40	16.06%	120	30.61%	32	26.45%	43	37.39%	37	38.95%	31	24.41%	55	38.73%
NON-PARTISAN																						
Local School District																						
Sevier County School District 1																						
Precincts Counted																						
Registered Voters																						
Ballots Cast																						
Johnson, John																						
Mathie, Michael																						
Orr, Richard																						

I, STEVEN C WALL, COUNTY CLERK, IN AND FOR SAID COUNTY, DO HEREBY CERTIFY THAT THE FOREGOING IS A FULL TRUE AND CORRECT ABSTRACT OF THE STATEMENT OF VOTE OF THIS COUNTY AT THE GENERAL ELECTION HELD IN THIS COUNTY ON JUNE 22, 2010 AS MADE OUT AND ENTERED UPON THE RECORD OF THE BOARD OF COUNTY CANVASSERS, SO FAR AS THE SAME RELATES TO THE OFFICES AND QUESTIONS NAMED IN THE ABSTRACT.

DATED: 7-6-2010

Signed:   
 Signed:   
 Signed:   
 Signed: 